



## Microsoft

### Exam Questions AZ-203

Developing Solutions for Microsoft Azure

**NEW QUESTION 1**

Set the DataSource property of the SearchServiceClient Does the solution meet the goal?

- A. Yes
- B. No

**Answer: D**

**Explanation:**

2. Note: This question is part of a series of questions that present the same scenario. Each question in the series contains a unique solution that might meet the stated goals. Some question sets might have more than one correct solution, while others might not have a correct solution.

After you answer a question in this section, you will NOT be able to return to it. As a result, these questions will not appear in the review screen.

Margie's Travel is an international travel and bookings management service. The company is expanding into restaurant bookings. You are tasked with implementing Azure Search for the restaurants listed in their solution

You create the index in Azure Search.

You need to import the restaurant data into the Azure Search service by using the Azure Search NET SDK.

Solution:

1. Create a SearchIndexClient object to connect to the search index
2. Create an IndexBatch that contains the documents which must be added.
3. Call the DocumentsIndex method of the SearchIndexClient and pass the IndexBatch.

Does the solution meet the goal?

- A. Yes
- B. No

3. Note: This question is part of a series of questions that present the same scenario. Each question in the series contains a unique solution that might meet the stated goals. Some question sets might have more than one correct solution, while others might not have a correct solution.

After you answer a question in this section, you will NOT be able to return to it. As a result these questions will not appear in the review screen.

Margie's Travel is an international travel and bookings management service. The company is expanding into restaurant bookings. You are tasked with implementing Azure Search for the restaurants listed in their solution.

You create the index in Azure Search.

You need to import the restaurant data into the Azure Search service by using the Azure Search .NET SDK.

Solution:

1. Create a SearchIndexClient object to connect to the search index.
2. Create a DataContainer that contains the documents which must be added.
3. Create a DataSource instance and set its Container property to the DataContainer
- 4 Call the Documents.Suggest method of the SearchIndexClient and pass the DataSource.

Does the solution meet the goal?

- A. Yes
- B. No

4. You use Azure Table storage to store customer information for an application. The data contains customer details and is partitioned by last name. You need to create a query that returns all customers with the last name Smith. Which code segment should you use?

- A. TableQuery.GeneratePilterCondition("LastName", QueryComparisons.Equal, "Smith")
- B. TableQuery.GeneratefilterCondition("PartitionKey", QueryComparisons. Equal, "Smith")
- C. TableQue.GenerateFilterCondition("PartitionKey", Equals, "Smith")
- D. TableQuery. GenerateFilterCondition("LastName", Equals, "Smith")

**NEW QUESTION 2**

DRAG DROP

You are developing a solution for a hospital to support the following use cases:

- The most recent patient status details must be retrieved even if multiple users in different locations have updated the patient record
- Patient health monitoring data retrieved must be the current version or the prior version.
- After a patient is discharged and all charges have been assessed, the patient billing record contains the final charges.

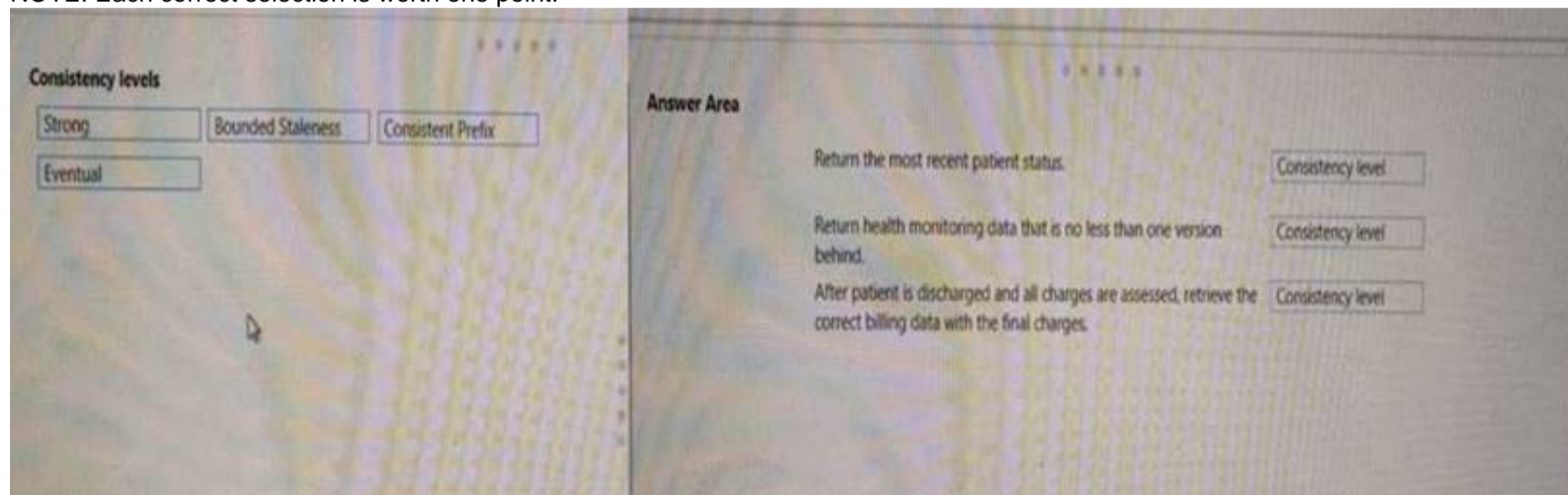
You provision a Cosmos D6 NoSQL database and set the default consistency level for the database account to Strong. You set the value for Indexing Mode to Consistent

You must minimize latency and any impact to the availability of the solution. You must override the default consistency level at the query level to meet the required consistency guarantees for the scenarios.

You need to configure the consistency levels to support each scenario.

Which consistency levels should you implement? To answer, drag the appropriate consistency levels to the correct requirements. Each consistency level may be used once, more than once, or not at all. You may need to drag the split bar between panes or scroll to view content.

NOTE: Each correct selection is worth one point.



- A. Mastered
- B. Not Mastered

Answer: A

Explanation:



**NEW QUESTION 3**

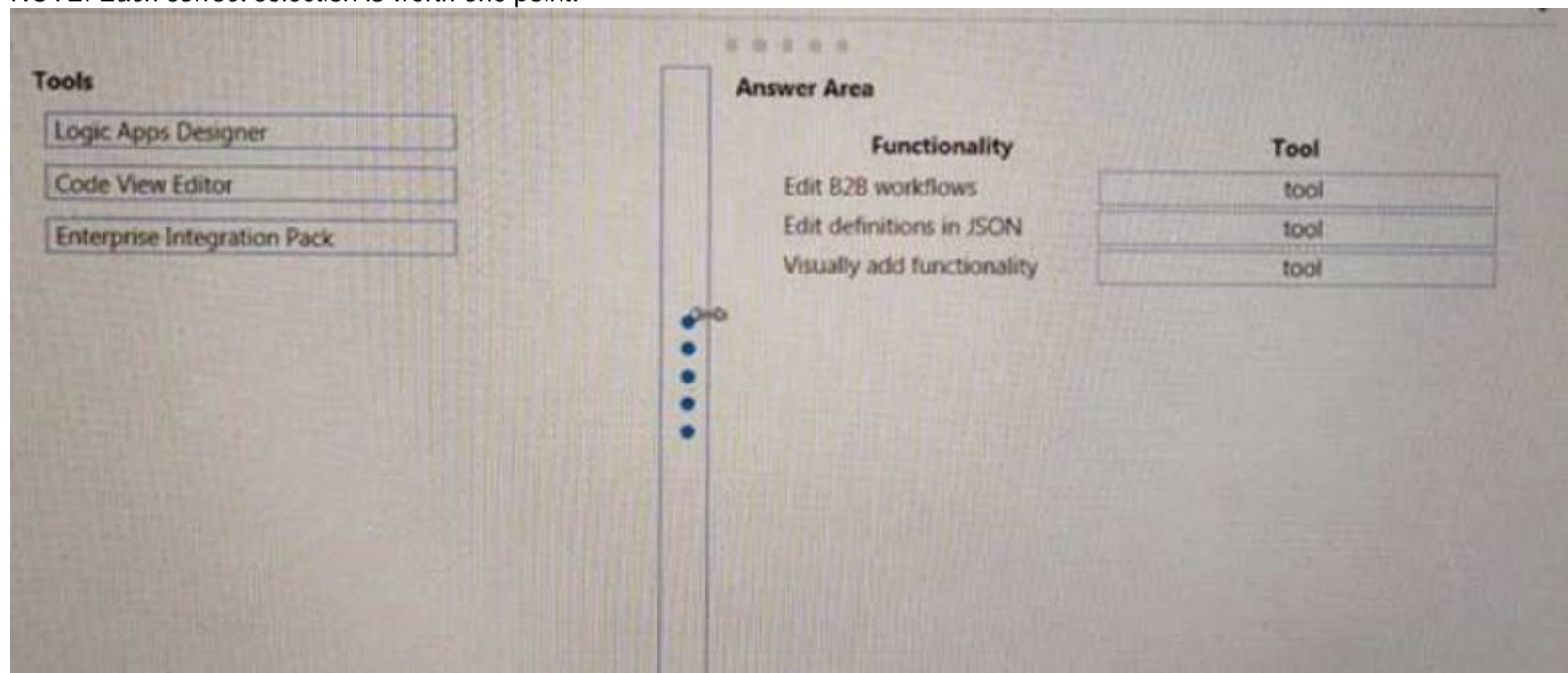
DRAG DROP

You manage several existing Logic Apps.

You need to change definitions, add new logic and optimize these apps on a regular basis.

What should you use? To answer, drag the appropriate tools to the coned functionalities. Each tool may be used once, more than once, or not at all- You may need to drag the split bar between panes or scroll to view content.

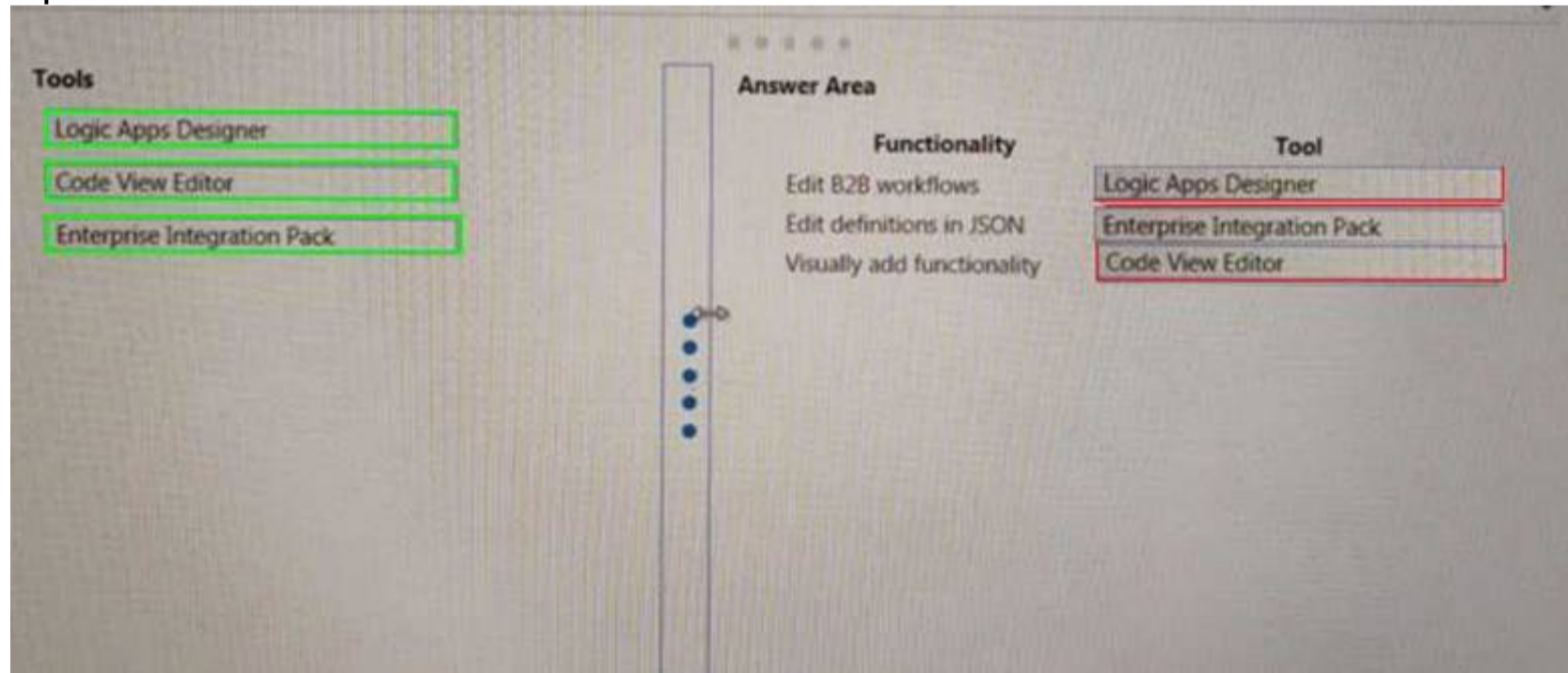
NOTE: Each correct selection is worth one point.



- A. Mastered
- B. Not Mastered

Answer: A

Explanation:



**NEW QUESTION 4**

You provide an Azure API Management managed web service to clients. The back end web service implements HTTP Strict Transport Security (HSTS).

Every request to the backend service must include a valid HTTP authorization header. You need to configure the Azure API Management instance with an authentication policy. Which two policies can you use? Each correct answer presents a complete solution NOTE: Each correct selection is worth one point.

- A. Certificate Authentication
- B. Basic Authentication
- C. OAuth Client Credential Grant
- D. Digest Authentication

**Answer:** AC

**NEW QUESTION 5**

DRAG DROP

You develop software solutions for a mobile delivery service. You are developing a mobile app that users can use to order from a restaurant in their area. The app uses the following workflow:

1. A driver selects the restaurants for which they will deliver orders.
2. Orders are sent to all available drivers in an area.
3. Only orders for the selected restaurants will appear for the driver.
4. The first driver to accept an order removes it from the list of available orders. You need to implement an Azure Service Bus solution.

Which three actions should you perform in sequence? To answer, move the appropriate actions from the list of actions to the answer area and arrange them in the correct order.

Actions	Answer area
Create a Service Bus topic for each restaurant for which a driver can receive messages.	
Create a single Service Bus topic.	
Create a single Service Bus subscription.	
Create a single Service Bus Namespace.	
Create a Service Bus Namespace for each restaurant for which a driver can receive messages.	
Create a Service Bus subscription for each restaurant for which a driver can receive orders.	

- A. Mastered
- B. Not Mastered

**Answer:** A

**Explanation:**

Actions	Answer area
Create a Service Bus topic for each restaurant for which a driver can receive messages.	
Create a single Service Bus topic.	Create a single Service Bus topic.
Create a single Service Bus subscription.	
Create a single Service Bus Namespace.	Create a Service Bus Namespace for each restaurant for which a driver can receive messages.
Create a Service Bus Namespace for each restaurant for which a driver can receive messages.	
Create a Service Bus subscription for each restaurant for which a driver can receive orders.	Create a Service Bus topic for each restaurant for which a driver can receive messages.

**NEW QUESTION 6**

You develop a website. You plan to host the website in Azure. You expect the website to experience high traffic volumes after it is published. You must ensure that the website remains available and responsive while minimizing cost. You need to deploy the website. What should you do?

- A. Deploy the website to an App Service that uses the Shared service tie
- B. Configure the App Service plan to automatically scale when the CPU load is high.
- C. Deploy the website to a virtual machin
- D. Configure the virtual machine to automatically scale when the CPU load is high.
- E. Deploy the website to an App Service that uses the Standard service tie
- F. Configure the App Service plan to automatically scale when the CPU load is high.
- G. Deploy the website to a virtual machin
- H. Configure a Scale Set to increase the virtual machine instance count when the CPU load

**Answer:** C

**NEW QUESTION 7**

You develop an Azure web app. You monitor performance of the web app by using Application Insights. You need to ensure the cost for Application Insights does not exceed a preset budget. What should you do?

- A. Implement ingestion sampling using the Azure portal.
- B. Set a daily cap for the Application Insights instance.
- C. Implement adaptive sampling using the Azure portal.
- D. Implement adaptive sampling using the Application Insights SDK.
- E. Implement ingestion sampling using the Application Insights SDK.

**Answer: B**

#### NEW QUESTION 8

You are developing an internal website for employees to view sensitive data. The website uses Azure Active Directory (AAD) for authentication. You need to implement multifactor authentication for the website.

What should you do? Each correct answer presents part of the solution. NOTE; Each correct selection is worth one point.

- A. In Azure AD, create a new conditional access policy.
- B. In Azure AD, enable application proxy.
- C. Configure the website to use Azure AD B2C.
- D. In Azure AD conditional access, enable the baseline policy.
- E. Upgrade to Azure AD Premium.

**Answer: CE**

#### NEW QUESTION 9

Note: This question is part of a series of questions that present the same scenario.

Each question in the series contains a unique solution. Determine whether the solution meets the stated goals. You need to meet the LabelMaket application Solution; Create a conditional access policy and assign it to the Azure Kubernetes service cluster.

Does the solution meet the goal?

- A. Yes
- B. No

**Answer: B**

#### Explanation:

Scenario: The LabelMaker applications must be secured by using an AAD account that has full access to all namespaces of the Azure Kubernetes Service (AKS) cluster.

Before an Azure Active Directory account can be used with the AKS cluster, a role binding or cluster role binding needs to be created.

References:

<https://docs.microsoft.com/en-us/azure/aks/aad-integration>

#### NEW QUESTION 10

You need to access user claims in the e-commerce web app\* What should you do first?

- A. Update the e-commerce web app to read the HTTP request header values.
- B. Assign the Contributor RBAC role to the e-commerce web app by using the Resource Manager create role assignment API.
- C. Write custom code to make a Microsoft Graph API call from the e-commerce web app.
- D. Using the Azure CU enable Cross-origin resource sharing (CORS) from the e-commerce checkout API to the e-commerce web app

**Answer: C**

#### NEW QUESTION 11

Note: This question is part of a series of questions that present the same scenario. Each question in the series contains a unique solution that might meet the stated goals Some question sets might have more than one correct solution, while others might not have a correct solution.

After you answer a question in this section, you will NOT be able to return to it. As a result, these questions will not appear in the review screen.

You need to ensure that the SecurityPin security requirements are met.

Solution: Using the Azure Portal, add Data Masking to the SecurityPin column, and exclude the dbo user. Add a SQL security policy with a filter predicate based on the user identity.

Does the solution meet the goal?

- A. Yes
- B. No

**Answer: B**

#### NEW QUESTION 12

DRAG DROP

You need to add code at line PC32 in Processing.es to implement the GetCredentials method in the Processing class.

How should you complete the code? To answer, drag the appropriate code segments to the correct locations. Each code segment may be used once, more than once, or not at all. You may need to drag the split bar between panes or scroll to view content.

NOTE: Each correct selection is worth one point.

**Code segments**

```
MSITokenProvider(". . .", null)
tp.GetAccessTokenAsync(". . .")
AzureServiceTokenProvider()
StringTokenProvider("storage", "msi")
tp.GetAuthenticationHeaderAsync(CancellationToken.None)
```

**Answer Area**

```
var tp = new [code segment]
var t = new TokenCredential(await [code segment])
return new StorageCredential(t);
```

- A. Mastered
- B. Not Mastered

**Answer:** A

**Explanation:**

**Code segments**

```
MSITokenProvider(". . .", null)
tp.GetAccessTokenAsync(". . .")
AzureServiceTokenProvider()
StringTokenProvider("storage", "msi")
tp.GetAuthenticationHeaderAsync(CancellationToken.None)
```

**Answer Area**

```
var tp = new AzureServiceTokenProvider()
var t = new TokenCredential(await StringTokenProvider("storage", '
return new StorageCredential(t);
```

**NEW QUESTION 13**

You need to ensure the security policies are met. What code do you add at line CS07?

- A. -PermissionsToKeys wrapkey, unwrapkey, get
- B. -PermissionsToKeys create, encrypt, decrypt
- C. -PermissionsToCertificates wrapkey, unwrapkey, get
- D. -PermissionsToCertificates create, encrypt, decrypt

**Answer:** D

**Explanation:**

Case Study: 3  
 Proseware, Inc  
 Background

You are a developer for Proseware, Inc. You are developing an application that applies a set of governance policies for Proseware's internal services, external services, and applications. The application will also provide a shared library for common functionality.

**Requirements**  
 Policy service

You develop and deploy a stateful ASP.NET Core 2.1 web application named Policy service to an Azure App Service Web App. The application reacts to events from Azure Event Grid and performs policy actions based on those events.

The application must include the Event Grid Event ID field in all Application Insights telemetry.

Policy service must use Application Insights to automatically scale with the number of policy actions that it is performing.

**Policies**  
 Log policy

All Azure App Service Web Apps must write logs to Azure Blob storage. All log files should be saved to a container named logdrop. Logs must remain in the container for 15 days.

**Authentication events**

Authentication events are used to monitor users signing in and signing out. All authentication events must be processed by Policy service. Sign outs must be processed as quickly as possible.

**Policylib**

You have a shared library named PolicyLib that contains functionality common to all ASP.NET Core web services and applications. The Policy Lib library must

- Exclude non-user actions from Application Insights telemetry.
- Provide methods that allow a web service to scale itself.
- Ensure that scaling actions do not disrupt application usage.

**Other**

**Anomaly detection service**

You have an anomaly detection service that analyzes log information for anomalies. It is implemented as an Azure as a web service.

If an anomaly is detected, an Azure Function that emails administrators is called by using an HTTP WebHook.

**Health monitoring**

All web applications and services have health monitoring at the /health service endpoint.

**Issues**  
 Policy loss

When you deploy Policy service, policies may not be applied if they were in the process of being applied during the deployment.

**Performance issue**

When under heavy load, the anomaly detection service undergoes slowdowns and rejects connections.

**Notification latency**

Users report that anomaly detection emails can sometimes arrive several minutes after an anomaly is detected.

**App code**  
 EventGridController.cs

Relevant portions of the app files are shown below. Line numbers are included for reference only and include a two-character prefix that denotes the specific file to which they belong.

```

EventGridController.cs
EG01 public class EventGridController : Controller
EG02 {
EG03     public static AsyncLocal<string> EventId = new AsyncLocal<string>();
EG04     public IActionResult Process([FromBody] string eventsJson
EG05     {
EG06         var events = JObject.Parse(eventsJson);
EG07
EG08         foreach (var @event in events)
EG09         {
EG10             EventId.Value = @event ["id"].ToString();
EG11             if (@event["topic"].ToString().Contains("providers/Microsoft.Storage"))
EG12             {
EG13                 SendToAnomalyDetectionService(@event["data"]["url"].ToString());
EG14             }
EG15
EG16             {
EG17                 EnsureLogging(@event["subject"].ToString());
EG18             }
EG19         }
EG20         return null;
EG21     }
EG22     private void EnsureLogging(string resource)
EG23     {
EG24         . . .
EG25     }
EG26     private async Task SendToAnomalyDetectionService(string uri)
EG27     {
EG28         var content = GetLogData(uri);
EG29         var scoreRequest = new
EG30         {
EG31             Inputs = new Dictionary<string, List<Dictionary<string, string>>>()
EG32             {
EG33                 {
EG34                     "input1",
EG35                     new List<Dictionary<string, string>>()
EG36                     {
EG37                         new Dictionary<string, string>()
EG38                         {
EG39                             {
EG40                                 "logcontent", content
EG41                             }
EG42                         }
EG43                     }
EG44                 },
EG45             },
EG46             GlobalParameters = new Dictionary<string, string>() { }
EG47         };
EG48         var result = await (new HttpClient()).PostAsJsonAsync(". . .", scoreRequest);
EG49         var rawModelResult = await result.Content.ReadAsStringAsync();
EG50         var modelResult = JObject.Parse(rawModelResult);
EG51         if (modelResult["notify"].HasValues)
EG52         {
EG53             . . .
EG54         }
EG55     }
EG56     private (string name, string resourceGroup) ParseResourceId(string
resourceId)
EG57     {
EG58         . . .
EG59     }
EG60     private string GetLogData(string uri)
EG61     {
EG62         . . .
EG63     }
EG64     static string BlobStoreAccountsSAS(string containerName)
EG65     {
EG66         . . .
EG67     }
EG68 }

```

LoginEvents.cs

Relevant portions of the app files are shown below. Line numbers are included for reference only and include a two-character prefix that denotes the specific file to which they belong.

### LoginEvent.cs

```

LE01 public class LoginEvent
LE02 {
LE03
LE04 public string subject { get; set; }
LE05 public DateTime eventTime { get; set; }
LE06 public Dictionary<string, string> data { get; set; }
LE07 public string Serialize()
LE08 {
LE09     return JsonConvert.SerializeObject(this);
LE10 }
LE11 }

```

#### NEW QUESTION 14

Note: This question is part of a series of questions that present the same scenario. Each question in the series contains a unique solution that might meet the stated goals. Some question sets might have more than one correct solution, while others might not have a correct solution.

After you answer a question in this section, you will NOT be able to return to it As a result these questions will not appear in the review screen.

You need to ensure that authentication events are triggered and processed according to the policy.

Solution: Create a new Azure Event Grid topic and add a subscription for the events. Does the solution meet the goal?

- A. Yes
- B. No

**Answer:** B

#### Explanation:

Use a separate Azure Event Grid topics and subscriptions for sign-in and sign-out events.

Scenario: Authentication events are used to monitor users signing in and signing out. All authentication events must be processed by Policy service. Sign outs must be processed as quickly as possible.

#### NEW QUESTION 15

You need to ensure that the solution can meet the scaling requirements for Policy Service. Which Azure Application Insights data model should you use?

- A. an Application Insights metric
- B. an Application Insights dependency
- C. an Application Insights trace
- D. an Application Insights event

**Answer:** D

#### NEW QUESTION 16

You need to resolve the Policy Loss issue.

What are two possible ways to achieve the goal? Each correct answer presents a complete solution.

NOTE: Each correct selection is worth one point.

- A. Add an Azure Event Hu
- B. Send the policy to the event hu
- C. Configure the Policy service to read actions from the event hub.
- D. Add an Azure Service Bus queu
- E. Send the policy to the queu
- F. Configure the Policy service to read actions from the queue.
- G. Add an Azure Queue storage queu
- H. Send the policy to the queu
- I. Configure the Policy service to read actions from the queue.
- J. Add an Azure Service Bus topi
- K. Send the policy to the topi
- L. Configure the Policy service to read actions from the topic.

**Answer:** BD

#### NEW QUESTION 17

Note: This question is part of a series of questions that present the same scenario. Each question in the series contains a unique solution. Determine whether the solution meets the stated goals.

You need to meet the vendor notification requirement.

Solution: Update the Delivery API to send emails by using a cloud -based email service.

Does the solution meet the goal?

- A. Yes
- B. No



**Answer:** B

#### NEW QUESTION 18

Note: This question is part of a series of questions that present the same scenario. Each question in the series contains a unique solution.

Determine whether the solution meets the stated goals. You need to meet the vendor notification requirement.

Solution: Create and apply a custom outbound Azure API Management policy. Does the solution meet the goal?

- A. Yes
- B. No

**Answer:** A

#### Explanation:

Scenario:

If a vendor is nearing the number of calls or bandwidth limit, the API must trigger email notifications to the vendor.

(API usage must not exceed 5,000 calls and 50,000 kilobytes of bandwidth per hour per vendor.)

In Azure API Management (APIM), policies are a powerful capability of the system that allow the publisher to change the behavior of the API through configuration.

Policies are a collection of Statements that are executed sequentially on the request or response of an API. Popular Statements include format conversion from XML to JSON and call rate limiting to restrict the amount of incoming calls from a developer. Many more policies are available out of the box.

References:

<https://docs.microsoft.com/en-us/azure/api-management/api-management-howto-policies>

#### NEW QUESTION 19

You need to debug the user greeting issue. What should you use?

- A. Bot Framework Channel Inspector
- B. Bot Connector service
- C. Azure Compute Emulator
- D. Azure Application Insights
- E. Bot Framework Emulator

**Answer:** E

#### Explanation:

Scenario: The chatbot's greeting does not show the user's name. You need to debug the chatbot locally.

Debug your bot using an integrated development environment (IDE) such as Visual Studio or Visual Studio Code and the Bot Framework Emulator. You can use these methods to debug any bot locally.

References:

<https://docs.microsoft.com/en-us/azure/bot-service/bot-service-debug-bot?view=azure-bot-service-4.0>

#### NEW QUESTION 20

.....

## Thank You for Trying Our Product

### We offer two products:

1st - We have Practice Tests Software with Actual Exam Questions

2nd - Questions and Answers in PDF Format

### AZ-203 Practice Exam Features:

- \* AZ-203 Questions and Answers Updated Frequently
- \* AZ-203 Practice Questions Verified by Expert Senior Certified Staff
- \* AZ-203 Most Realistic Questions that Guarantee you a Pass on Your FirstTry
- \* AZ-203 Practice Test Questions in Multiple Choice Formats and Updatesfor 1 Year

**100% Actual & Verified — Instant Download, Please Click**  
**[Order The AZ-203 Practice Test Here](#)**